



**FRESENIUS  
MEDICAL CARE**

RENAL THERAPIES GROUP



**LEARN ABOUT**



## DELFLUX<sup>®</sup> in Biofine<sup>®</sup>



### Solutions Delivered: What's Next?

Now that you've received your peritoneal dialysis (PD) solution delivery, it's time to learn how to best prepare for your treatment. Before you begin, notice that convenient **stacking tabs**\* are featured on the outside of the solution box. These tabs aid in the stabilization of solution boxes when not in use. Let's get started!

\*Simplified feature for patient use


# User-Friendly<sup>1</sup>. Simple Setup.<sup>1</sup>

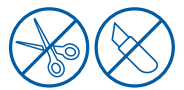


## Opening the Box

1. Select dextrose concentration needed by viewing **wrap-around label\*** on exterior of box.
2. Lift box if needed using **built-in handles\*** to treatment area.
3. Grasp the **pull tab\*** with blue dot to loosen packing tape and continue pulling tape until completely removed from box.
4. Separate **stacking tab\*** from the box by pulling up on the tab. Once the stacking tabs are separated, open the box by lifting back all four flaps.



 **REMEMBER:** Do not lift box by cutouts on end flaps, but instead by handles on each end of the box.



**Caution:**  
Avoid using sharp objects to open the solution shipping box



5. Locate the **handle on the overwrap\*** of the solution bag and lift the bag from the box. Place solution bags in their overwrap on a clean, flat work surface.

## Removing the Overwrap

1. Locate and pull apart **overwrap pull tabs\***
2. Grasp one tab in each hand, pull outward down the length of the bag to open, and separate the overwrap from the solution bag.
3. Wipe away any moisture on the solution bag and place on clean work surface.
4. Discard the overwrap as instructed by your home therapy nurse.





## Prepare the Solution Bag

1. Check each DELFLEX in Biofine solution bag for S.C.A.L.E. (Strength, Clarity, Amount, Leaks, Expiration) by viewing the bag, bag label, and **white bar code label\***



**REMEMBER:** The normal color of PD solution may vary from clear to slightly yellow.



2. Place largest solution bag on heater tray and connect to the line with the red clamp. All other solution bags should be connected as instructed by your home therapy nurse and using the **hanging tab\***; hang bag onto the side of the Liberty cart or lay flat near the cyclor, but no more than 3 feet below the cyclor.



**REMEMBER:** Heater bag should contain 1000mL greater than first fill volume.




3. Using aseptic technique, connect the solution bag(s) to the cyclor set when prompted by the cyclor. Unscrew the **solid-colored cap\*** on the administration port of the solution bag and the protective cap on the cyclor set solution line connector. Secure these two connectors with a twisting motion to lock in place. Repeat step for each required solution bag.



4. Break the cone in each connected solution bag, when prompted by the cyclor. Locate the red cone within the tubing next to the Safe-Lock® connector. Then, place your thumb firmly on the tube over the cone and push it toward the outer wall of the tube and away from the bag.



**REMEMBER:**  **DO NOT push the red cone** up into the solution bag. The **cone has been re-designed\*** to remain in the neck of the administration port and not go up into the solution.



5. Continue with setup and perform your treatment as prescribed.
6. At end of treatment, throw away the solution bag and used cyclor set as instructed by your home therapy nurse.



▶ **CONTACT US, WE'RE AVAILABLE TO SUPPORT YOU 24/7**

**Customer Service: 1-800-323-5188**

**Technical Support: 1-800-227-2572**

<b>DELFLEX in Biofine 3L</b>	<b>Part Number</b>
DELFLEX BIOFINE 1.5% DEX LM/LC 3L, 4PK	077-30321
DELFLEX BIOFINE 2.5% DEX LM/LC 3L, 4PK	077-30322
DELFLEX BIOFINE 4.25% DEX LM/LC 3L, 4PK	077-30324

<b>DELFLEX in Biofine 6L</b>	<b>Part Number</b>
DELFLEX BIOFINE 1.5% DEX STD 6L, 2PK	077-60611
DELFLEX BIOFINE 2.5% DEX STD 6L, 2PK	077-60612
DELFLEX BIOFINE 1.5% DEX LM/LC 6L, 2PK	077-60621
DELFLEX BIOFINE 2.5% DEX LM/LC 6L, 2PK	077-60622
DELFLEX BIOFINE 4.25% DEX LM/LC 6L, 2PK	077-60624

**REFERENCE**

1. Fresenius Medical Care data on file, effective date 04/2020.

**INDICATIONS FOR USE**

DELFLEX® is indicated in the treatment of chronic kidney failure in patients being maintained on peritoneal dialysis.

**CAUTION**

Use only if solution is clear and container is undamaged. Discard any unused portion. Read package insert for full information.

**IMPORTANT SAFETY INFORMATION**

- Intended for intraperitoneal administration only
- Not for intravenous or intra-arterial administration
- Use aseptic technique throughout the procedure
- Monitor routinely for electrolyte, fluid, and nutrition imbalances
- Monitor for signs of peritonitis or overfill
- Inspect the drained fluid for fibrin or cloudiness
- Ensure that there is no leakage around the catheter
- Solution-related adverse reactions may include peritonitis, catheter site infection, electrolyte and fluid imbalances, hypovolemia, hypervolemia, hypertension, disequilibrium syndrome, muscle cramping, abdominal pain, abdominal distension, and abdominal discomfort

DELFLEX is available by prescription only. For additional Safety Information, please see full Prescribing Information. To report SUSPECTED ADVERSE REACTIONS, contact Fresenius Medical Care North America at 1-800-323-5188. You are encouraged to report negative side effects of prescription drugs to the FDA at 1-800-FDA-1088 or [www.fda.gov/medwatch](http://www.fda.gov/medwatch). Visit MedWatch or call 1-800-FDA-1088.

Biofine bag material is designed to be more environmentally friendly and up to 46% thinner than alternative containers; this saves raw materials and reduces waste. Biofine also degrades upon incineration, avoiding the release of hydrochloric acid.

© 2021 Fresenius Medical Care. All Rights Reserved. Fresenius Medical Care, the triangle logo, Fresenius Renal Therapies, Biofine, and DELFLEX are trademarks of Fresenius Medical Care Holdings, Inc., or its affiliated companies. All other trademarks are property of their respective owners. P/N 104375-01 Rev A 01/2021



**FRESENIUS  
MEDICAL CARE**

RENAL THERAPIES GROUP